

fine flow

**HNL-SW Valve
for Perfect Control**



H&L GLOBAL GROUP

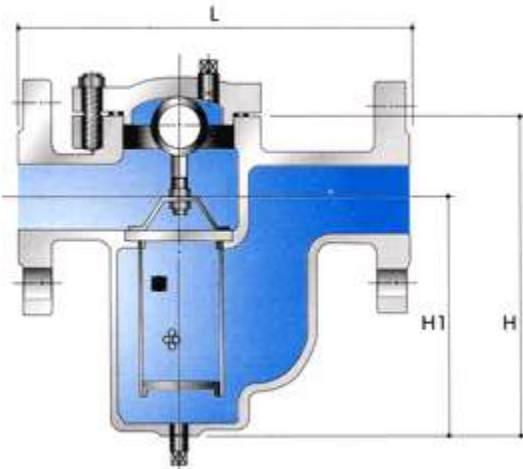
CONTENTS

3~4	BUCKET-TYPE STRAINER
5	FOOT VALVE
6~7	TANK FLUSH VALVE
8	LIFT CHECK VALVE
9	BALL VALVE (3-WAY)
10	Y-STRAINER
11	Y-GLOBE VALVE
12	SIGHT-GLASS VALVE
13~15	GATE VALVE
16~18	GLOBE VALVE
19	GLOBE VALVE (JIS F7303)
20	HOSE GLOBE VALVE (JIS F7334)
21~22	SWING CHECK VALVE
23	JACKET GLOBE VALVE
24	JACKET GATE VALVE
25	T-STRAINER (WELDING)
26~28	TEMPORARY STRAINER

SW SERIES BUCKET-TYPE STRAINER



Bucket-Type Strainer



○ PARTS OF MATERIAL

PARTS NAME	MATERIAL
BODY	SCS13.14.16 CF8.8M.3M.WCB
COVER	SCS13.14.16 CF8.8M.3M.WCB
SCREEN	304.316.316L
BOLT	SUS 304.B7
NUT	SUS 304.2H
DRAIN PLUG	F304.A105
GASKET	TEFLON. GRAPHITE

○ DIMENSION

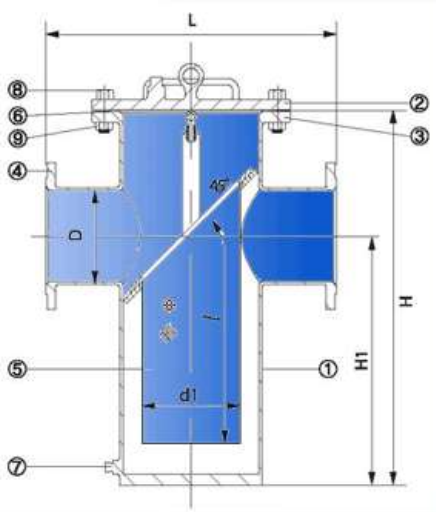
단위(mm)

SIZE	in	1/2	3/4	1	1 1/2	2	2 1/2	3	4	5	6	8	10	12	
	mm	15	20	25	40	50	65	80	100	125	150	200	250	300	
10K150LB	L	180	180	180	230	230	275	305	355	450	500	540	670	770	
	H	145	145	170	185	205	225	280	340	440	485	540	640	745	
	H1	110	110	140	145	145	195	210	240	340	360	400	470	550	
	d	45	45	45	50	60	85	95	110	135	165	195	250	300	
	h	85	85	85	90	90	135	145	165	240	260	260	320	375	
150LB	L	CF8	180	180	180	230	230	280	305	365	460	505	555	685	
		WCB	180	180	180	230	230	280	320	370	465	510	580	690	

SW SERIES BUCKET-TYPE STRAINER



Bucket-Type Strainer (for Canning)



PARTS OF MATERIAL

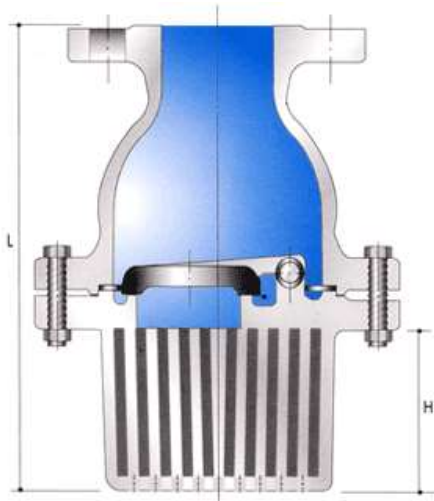
PARTS NAME	MATERIAL
BODY	TP304.316
COVER	STS 304.316
SHELL FLANGE	STS 304.316
NOZZLE FLANGE	STS 304.316
SCREEN	STS 304.316
GASKET	TEFLON
PLUG	F304.316
BOLT	STS304
NUT	STS304

DIMENSION

SIZE		2B	3B	4B	6B	8B	10B	12B	14B	16B	18B	20B	24B
DIMENSION		50A	80A	100A	150A	200A	250A	300A	350A	400A	450A	500A	600A
d		60.5	89.1	114.3	165.2	216.3	267.4	318.5	355.6	406.4	487.2	508.0	609.6
L		350	400	500	580	650	800	850	950	1000	1100	1100	1400
H		340	400	480	650	840	1050	1250	1430	1650	1650	2000	2450
H1		190	220	280	400	560	700	850	980	1150	1100	1400	1750
Element	d1	70	100	130	180	220	280	320	380	420	480	520	620
	ℓ	140	170	220	330	480	600	740	870	1000	1000	1250	1550
Plug(PT)		1/2"	1/2"	1/2"	3/4"	3/4"	3/4"	3/4"	3/4"	3/4"	3/4"	3/4"	3/4"

단위(mm)

Foot Valve



○ PARTS OF MATERIAL

PARTS NAME	MATERIAL
BODY	SCS13.14.15 CF8.8M
COVER	SCS13.14.15 CF8.8M
DISC	SCS13.14.15 CF8.8M
DISC PIN	STS304.M.3M
COVER BOLT	STS304.316
COVER NUT	STS304.316
GASKET	TEFLON

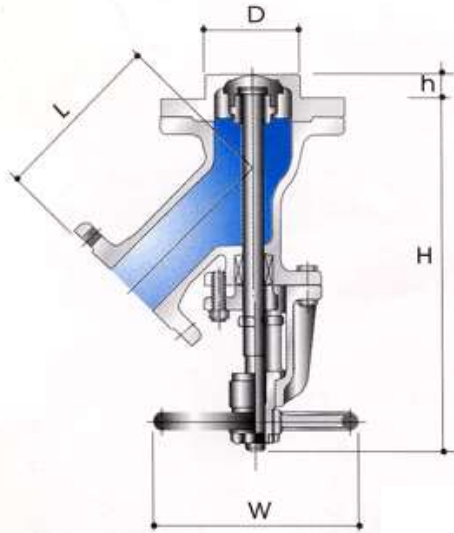
○ DIMENSION

SIZE	단위(mm)											
	in	1 1/2	2	2 1/2	3	4	5	6	8	10	12	14
	mm	40	50	65	80	100	150	150	200	250	300	350
10K150LB	L	170	200	215	280	290	360	360	470	550	605	703
	H	70	80	80	110	110	160	160	180	185	190	230

SW SERIES TANK FLUSH VALVE

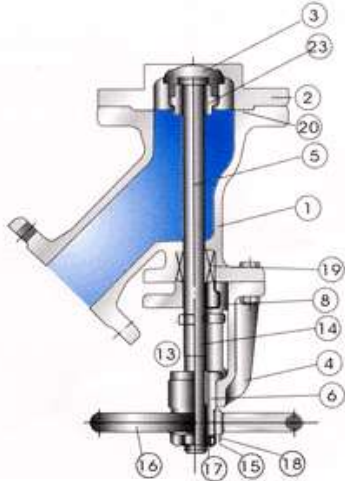


Lower Type



PARTS OF MATERIAL

No	PARTS NAME	MATERIAL
1	BODY	SCS 13, 14/CF8, 8M
2	FLANGE	SCS 13, 14/CF8, 8M
3	DISC	SCS 13, 14/CF8, 8M
4	YOKE	SCS 13, 14/CF8, 8M
5	STEM	STS 304, 316
6	SLEEVE	BRONZE
8	GLAND	SCS 13, 14/CF8, 8M
13	GUIDE	SCS 13, 14/CF8, 8M
14	GUIDE PIN	STS 304, 316
15	WHEEL NUT	BRONZE
16	HAND WHEEL	FCD
17	SET SCREW	STS 304
18	NAME PLATE	Al
19	PACKING	TEFLON
20	GASKET	TEFLON
23	DISC NUT	STS 304



DIMENSION

10k-150LB

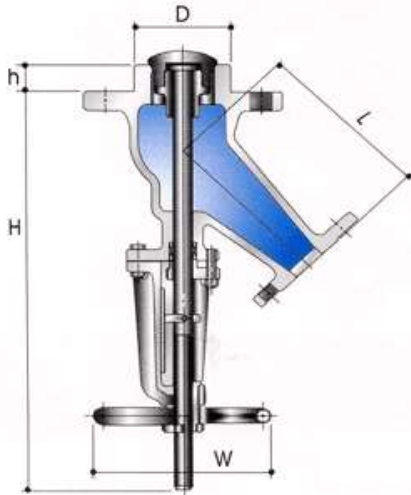
단위(mm)

SIZE (a×b)	1×1 $\frac{1}{2}$	1×2	1 $\frac{1}{2}$ ×2 $\frac{1}{2}$	2×3	2 $\frac{1}{2}$ ×4	3×5	4×6	5×8	6×8	8×10
L	115	115	140	160	170	220	230	250	290	340
H	320	320	340	350	400	430	510	650	670	800
W	155	155	170	200	200	230	270	300	350	400
h	30	30	38	45	50	65	75	90	100	115
D	50	50	75	90	115	135	165	200	235	250

SW SERIES TANK FLUSH VALVE

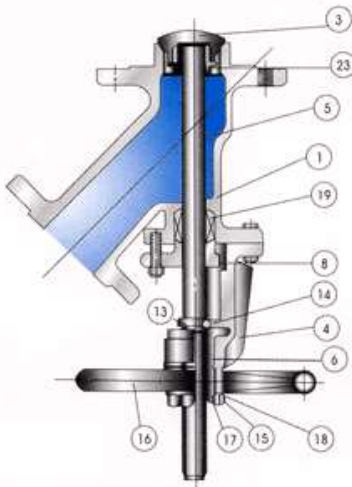


Upper Type



○ PARTS OF MATERIAL

No	PARTS NAME	MATERIAL
1	BODY	SCS 13, 14/CF8, 8M
2	FLANGE	SCS 13, 14/CF8, 8M
3	DISC	SCS 13, 14/CF8, 8M
4	YOKE	SCS 13, 14/CF8, 8M
5	STEM	STS 304, 316
6	SLEEVE	BRONZE
8	GLAND	SCS 13, 14/CF8, 8M
13	GUIDE	SCS 13, 14/CF8, 8M
14	GUIDE PIN	STS 304, 316
15	WHEEL NUT	BRONZE
16	HAND WHEEL	FCD
17	SET SCREW	STS 304
18	NAME PLATE	AI
19	PACKING	TEFLON
23	DISC NUT	STS 304



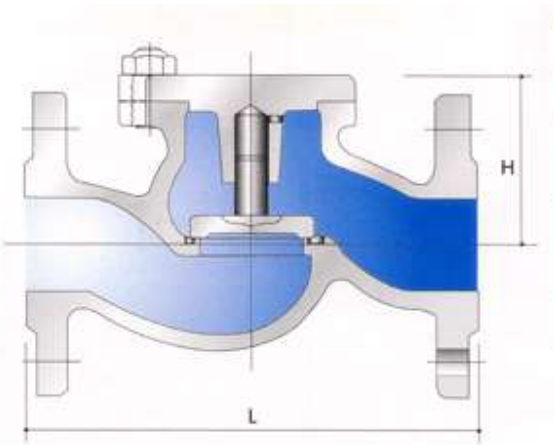
○ DIMENSION

10k-150LB

단위(mm)

SIZE	25	40	50	65	80	100	125	150	200
L	115	140	160	170	220	230	250	290	340
H	320	340	350	400	430	510	650	670	750
W	125	155	170	200	200	230	270	300	350
h	30	35	35	45	55	65	70	75	90
D	38	55	62	80	95	115	140	165	215

Lift Check Valve



○ PARTS OF MATERIAL

DESCRIPTION	MATERIAL
BODY	SCS 13, 14/CF8, 8M
CAP	SCS 13, 14/CF8, 8M
DISC	304/316, TEFLON
GASKET	Teflon
COVER BOLT/NUT	STS 304

○ DIMENSION

10k-150LB

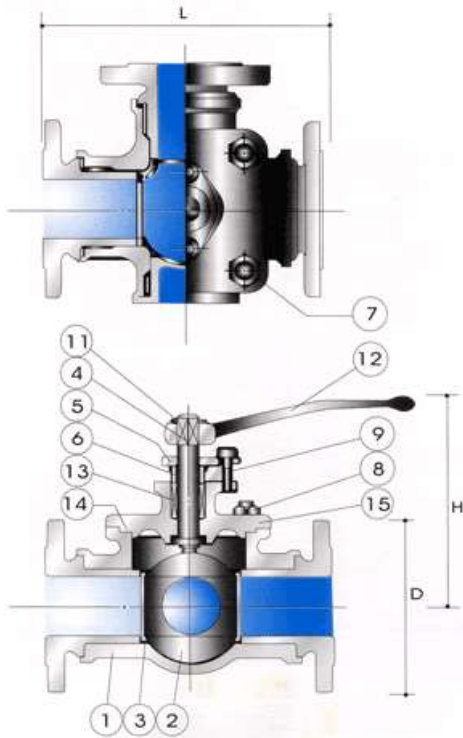
단위(mm)

SIZE	15	20	25	32	40	50	65	80	100	125	150	200
L	108	117	127	140	165	203	216	241	292	356	406	495
H	70	70	70	75	85	120	135	150	170	190	215	245

SW SERIES BALL VALVE (3-WAY)

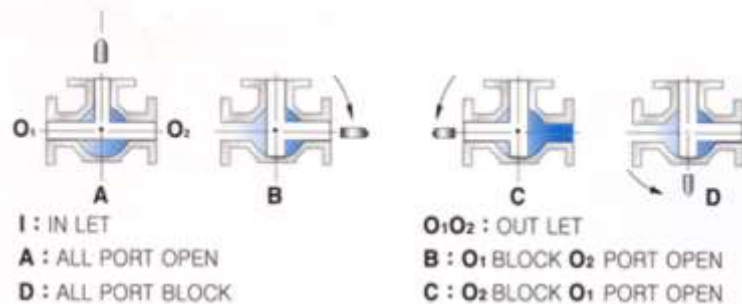


Ball Valve (3-Way)



PARTS OF MATERIAL

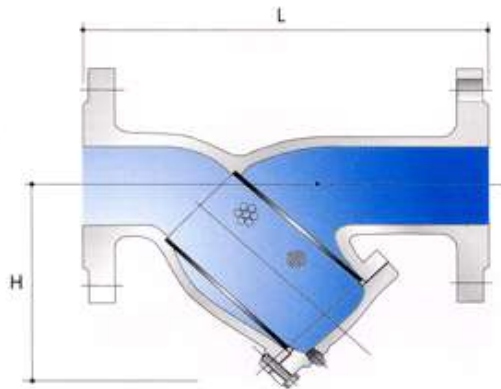
PARTS NAME	MATERIAL
BODY	SCS13.14 CF8.8M
BALL	SCS13.14 CF8.8M
BODY SEAT	TEFLON
STEM	STS304.316
GLAND FLANGE	SCS13.14 CF8.8M
GLAND RING	304.316
BODY BOLT	STS304
BODY NUT	STS304
GLAND BOLT	304
SNAP RING	STS304
LEVER	FCD
PACKING	TEFLON
GASKET	TEFLON
BONNET	SCS13.14 CF8.8M



DIMENSION

Class	Size	단위(mm)								
		25	40	50	65	80	100	125	150	200
10K	L	180	200	220	250	265	335	380	500	545
	H	84	152	165	183	190	195	230	267	435
	D	125	140	155	175	185	210	250	280	330

B.B Type



○ PARTS OF MATERIAL

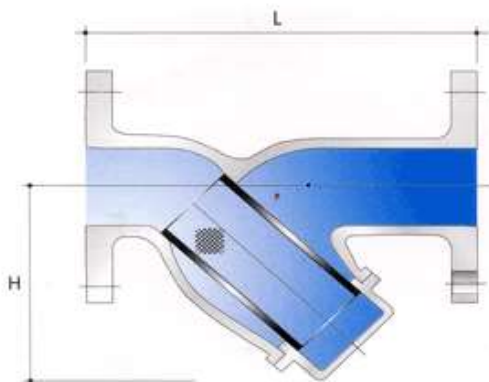
PARTS NAME	MATERIAL
BODY	SCS13.14 CF8.8M
COVER	SCS13.14 CF8.8M
PLUS	F304.316
SCREEN	STS304.316
GASKET	TEFLON
COVER BOLT	STS304
COVER NUT	SUS304

○ DIMENSION

SIZE	in	15	20	25	32	40	50	65	80	100	150	200	250	300
	mm	1/2	3/4	1	1 1/4	1 1/2	2	2 1/2	3	4	6	8	10	12
L	mm	140	140	160	190	190	212	270	295	350	470	565	675	755
H	mm	100	125	130	145	145	170	205	220	275	330	440	650	750

단위(mm)

Screw Bonnet Type



○ PARTS OF MATERIAL

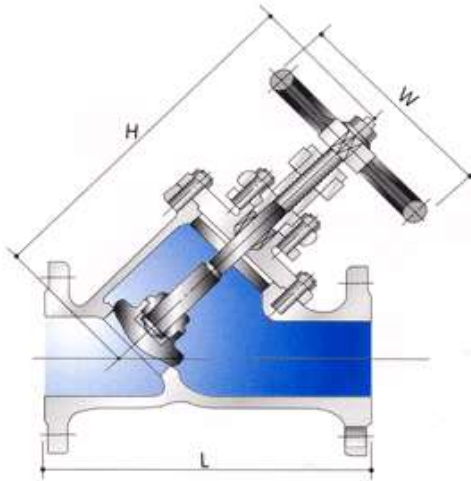
PARTS NAME	Material
Body	SCS13.14
Cover	SCS13.14
SCREEN	304.316
GASKET	TEFLON

○ DIMENSION

SIZE	in	15	20	25	32	40	50
	mm	1/2	3/4	1	1 1/4	1 1/2	2
L	mm	123	126	158	158	190	208
H	mm	57	59	66	72	92	114

단위(mm)

Y-Globe Valve



○ PARTS OF MATERIAL

Description	Material	Specs.
Body	Stainless Steel	SCS13,14, CF8, 8M
Bonnet	Stainless Steel	SCS13,14, CF8, 8M
Disc	Stainless Steel	SCS13,14, CF8, 8M
Stem	Stainless Steel	SCS13,14, CF8, 8M
Disc Gland	Stainless Steel	SCS13,14, CF8, 8M
Gland Flange	Stainless Steel	SCS 13
Yoke Bush	Stainless Steel	HB ₅ C ₂ , A439, D2C
Bonnet Bolt & Nut	Stainless Steel	SUS 304
Gland Bolt	Stainless Steel	SUS 304
Set Screw	Stainless Steel	SUS 304
Hand Wheel	Stainless Steel	FCD40
Wheel Nut	Stainless Steel	SUS 304
Name Plate	Al	
Packing	Asbestos+Teflon	Rainforced Teflon
Gasket	Teflon	Rainforced Teflon

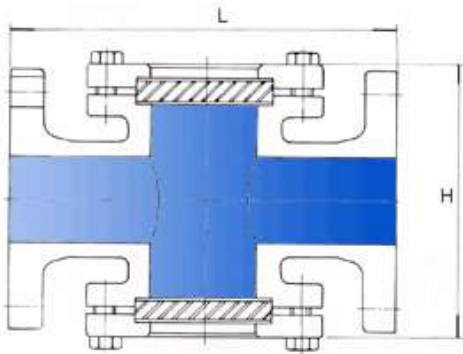
○ DIMENSION

10k-150LB

단위(mm)

SIZE	25	40	50	65	80	100	125	150	200	250	300
L	160	190	210	270	295	370	400	470	565	675	797
H	130	145	170	205	220	275	305	330	440	650	750

Cross Type



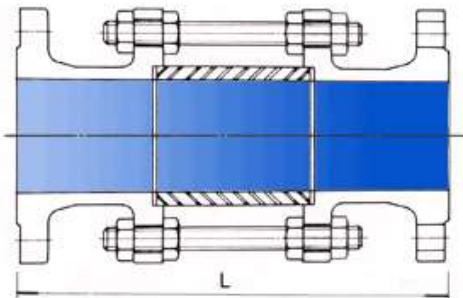
○ PARTS OF MATERIAL

PARTS NAME	MATERIAL
BODY	SCS13.14.16 CF8.8M.3M.WCB
COVER	SCS13.14.16 CF8.8M.3M.WCB
GLASS	HARD. BOROSILICATE
COVER BOLT	SUS 304.B7.2H
GASKET	TEFLON. GRAPHITE
TYPE	FLAPPER. BALL

○ DIMENSION

SIZE	단위(mm)															
	in	1/2	3/4	1	1 1/4	1 1/2	2	2 1/2	3	4	5	6	8	10	12	16
	mm	15	20	25	32	40	50	60	80	100	125	150	200	250	300	400
10K150LB	L	150	150	170	200	200	220	255	270	285	340	385	460	540	590	665
	H	100	100	120	135	140	155	175	205	230	260	275	340	480	610	730
	PLUG(PT)	30	30	40	60	60	70	90	120	140	170	180	220	340	360	300

Lantern Type



○ PARTS OF MATERIAL

PARTS NAME	MATERIAL
BODY	SCS13.14.16 CF8.8M.3M
GLASS	HARD
BOLT NUT	SUS 304
GASKET	TEFLON

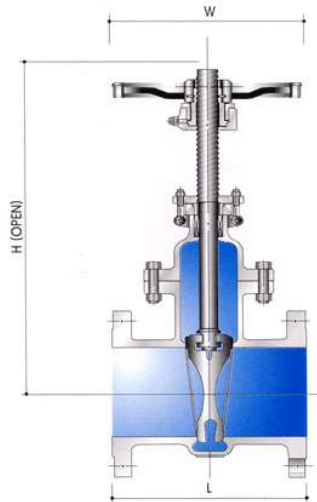
○ DIMENSION

SIZE	단위(mm)												
	in	1/2	3/4	1	1 1/4	1 1/2	2	2 1/2	3	4	5	6	8
	mm	15	20	25	32	40	50	65	80	100	125	150	200
10K150LB	L	200	200	200	220	220	240	240	240	260	280	280	280

SW SERIES GATE VALVE



B, B-OS & Y

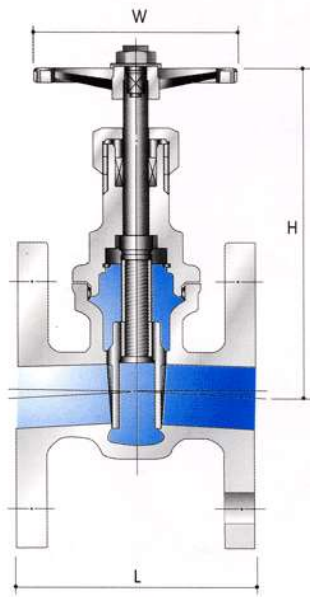


PARTS OF MATERIAL

Parts Name	VALVE MATERIAL (ANSI)				Parts Name	VALVE MATERIAL (ANSI)			
Body	A351 Gr CF8	A351 Gr CF8M	A351 Gr CF3	A351 Gr CF3M	Wheel Nut	A307 Gr B			
Bonnet	A351 Gr CF8	A351 Gr CF8M	A351 Gr CF3	A351 Gr CF3M	Packing	BRAIDED PTFE FIBER			
Disc	A351 Gr CF8	A351 Gr CF8M	A351 Gr CF3	A351 Gr CF3M	Gasket	NON-ASBESTOS OR PTFE SHEET			
Stem	A276 Type 304	A276 Type 316	A276 Type 304L	A276 Type 316L	Yoke	A351 Gr CF8	A351 Gr CF8M	A351 Gr CF3	A351 Gr CF3M
Yoke Sleeve	A439 Gr D-2C				Yoke Bolt	A193 GR B8			
Sleeve Grand	A276 Type 304	A276 Type 316	A276 Type 304L	A276 Type 316L	Yoke Nut	A194 Gr 8			
Packing Grand	A316 Gr CF8				Set Screw	A283 Gr C			
Gland Ring	A276 Type 304	A276 Type 316	A276 Type 304L	A276 Type 316L	Grease Nipple	B62			
Bonnet Bolt	A193 Gr B8				Name Plate	ALP			
Bonnet Nut	A194 Gr 8				Face To Face	ANSI B 16.10			
Gland Bolt	A276 Type 304				Flange Dimension	ANSI B 16.5			
Grand Nut	A194 Gr 8				Basic Design	API 600, ANSI 16.34			
Gland Pin	A276 Type 304				TEST	API 598			
Hand Wheel	A126 Gr CLB								

Parts Name	VALVE MATERIAL (KS)				Parts Name	VALVE MATERIAL (KS)			
Body	SSC13	SSC14	SSC19	SSC16	Wheel Nut	SM 20C			
Bonnet	SSC13	SSC14	SSC19	SSC16	Packing	BRAIDED PTFE FIBER			
Disc	SSC13	SSC14	SSC19	SSC16	Gasket	NON-ASBESTOS OR PTFE SHEET			
Stem	STS 340	STS 316	STS 304L	STS 316L	Yoke	SSC13	SSC14	SSC19	SSC16
Yoke Sleeve	GCD 45 OR HBSC 2				Yoke Bolt	STS 304			
Sleeve Grand	STS 304	STS 316	STS 304L	STS 316L	Yoke Nut	STS 304			
Packing Grand	SSC13				Set Screw	SB 41			
Gland Ring	STS 304	STS 316	STS 304L	STS 316L	Grease Nipple	MBsBE			
Bonnet Bolt	STS 304				Name Plate	ALP			
Bonnet Nut	STS 304				Face To Face	KS B2306			
Gland Bolt	STS 304				Flange Dimension	KS B1511			
Grand Nut	STS 304				Basic Design	KS B2361			
Gland Pin	STS 304				TEST	KS B2304			
Hand Wheel	GC 25								

Screw Bonnet



○ PARTS OF MATERIAL

Description	Material	Specs.
Body	Stainless Steel	SCS 13, 14/CF8, 8M
Bonnet	Stainless Steel	SCS 13, 14/CF8, 8M
Stem	Stainless Steel	304/316
Disc	Stainless Steel	SCS 13, 14/CF8, 8M
Gland	Stainless Steel	304/316
Lock Nut	Stainless Steel	304/316
Gland Packing	PTFE Impregnated asbestos	
Packing Nut	Stainless Steel	CF8 or 304
Hand Wheel		FCD 40
Gasket		PTFE
Name Plate	Aluminum	

○ DIMENSION

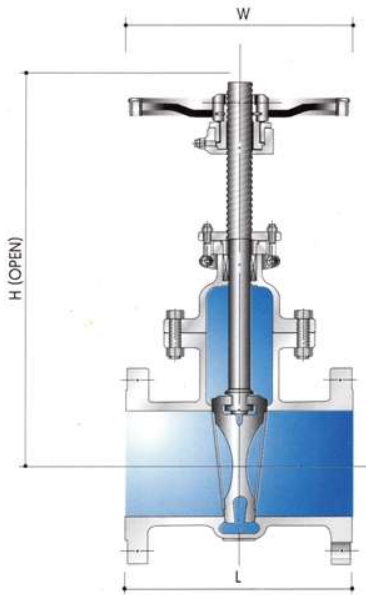
SIZE	15	20	25	32	40	50	65	80	100	단위(mm)
L	86	92	101	110	121	140	171	192	214	
H	122	130	139	147	165	185	232	267	315	
W	80	80	100	121	121	139	153	182	194	

SW SERIES GATE VALVE



Gate 600 LB

PARTS OF MATERIAL



PARTS NAME	MATERIAL
BODY	SCS13.14/CF8.8M
BONNET	SCS13.14/CF8.8M
STEM	STS304/316
DISC	SCS13.14/CF8.8M
GLAND	304.316
GLAND FLANGE	SCS13.14/CF8.8M
GLAND PACKING	TEFLON/GRAPHITE
GASKET	TEFLON/GRAPHITE
YOKE SLSLEEVE	BRONZE.FCD
YOKE	SCS13.14/CF8.8M
HANDWHEEL	FCD
GLAND BOLT/NUT	STS304
BONNET BOLT/NUT	STS304
GRASE NIPPLE	BC6
NAME PLATE	AL

DIMENSION

Class 600

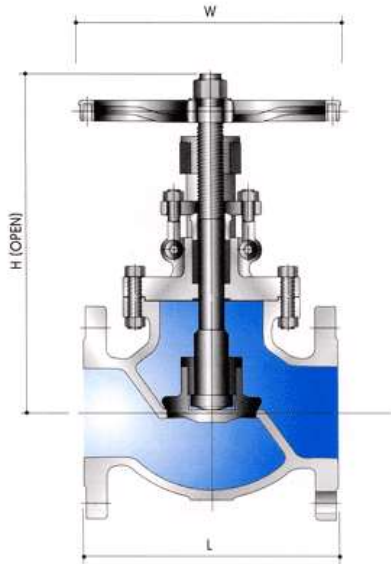
(Weigh on Request)

SIZE	mm	15	20	25	40	50	65	80	100	125	150	200	250	300	350	400	450	500	600
	inch	1/2	3/4	1	1 1/2	2	2 1/2	3	4	5	6	8	10	12	14	16	18	20	24
L	mm	165	190	216	241	292	330	356	432	508	559	660	787	838	889	991	1092	1194	1397
	inch	6 1/2	7 1/2	8 1/2	9 1/2	11 1/2	13	14	17	20	22	26	31	33	35	39	43	47	55
H (Open)	mm	225	238	347	373	419	457	511	635	756	958	1078	1241	1440	1628	1805	1984	2030	2718
	inch	9.18	9.71	14.16	15.22	16.50	17.99	20.12	25.00	29.76	37.72	42.44	48.86	56.69	60.09	71.06	78.11	79.92	107.00
W	mm	120	120	180	180	200	224	250	355	400	450	500	630	710	800	900	1092	1092	1296
	inch	4.72	4.72	7.09	7.09	7.87	8.82	9.84	13.98	15.75	17.72	19.68	24.80	27.95	31.50	35.43	42.99	42.99	51.02

SW SERIES GLOBE VALVE



B, B-OS & Y

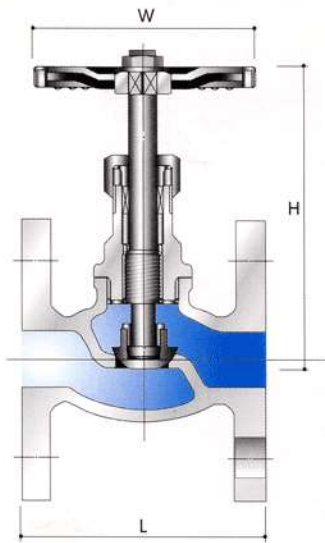


PARTS OF MATERIAL

Parts Name	VALVE MATERIAL (ANSI)				Parts Name	VALVE MATERIAL (ANSI)
Body	A351 Gr CF8	A351 Gr CF8M	A351 Gr CF3	A351 Gr CF3M	Gland Pin	A276 Type 304
Bonnet	A351 Gr CF8	A351 Gr CF8M	A351 Gr CF3	A351 Gr CF3M	Hand Wheel	A126 Gr CLB
Disc	A351 Gr CF8	A351 Gr CF8M	A351 Gr CF3	A351 Gr CF3M	Wheel Nut	A307 Gr B
Stem	A276 Type 304	A276 Type 316	A276 Type 304L	A276 Type 316L	Packing	BRAIDED PTFE FIBER
Yoke Slleve	A439 Gr D-2C				Gasket	NON-ASBESTOS OR PTFE SHEET
Packing Grand	A351 Gr CF8				Name Plate	ALP
Gland Ring	A276 Type 304	A276 Type 316	A276 Type 304L	A276 Type 316L	Face To Face	ANSI B 16.10
Bonnet Bolt	A194 Gr B8				Flange Dimension	ANSI B 16.5
Bonnet Nut	A194 Gr 8				Basic Design	API 600, ANSI 16.34
Gland Bolt	A276 Type 304				TEST	API 598
Grand Nut	A194 Gr 8					

Parts Name	VALVE MATERIAL (KS)				Parts Name	VALVE MATERIAL (KS)
Body	SSC 13	SSC 14	SSC 19	SSC 16	Gland Pin	STS 304
Bonnet	SSC 13	SSC 14	SSC 19	SSC 16	Hand Wheel	GC 25
Disc	SSC 13	SSC 14	SSC 19	SSC 16	Wheel Nut	SM 20C
Stem	STS 340	STS 316	STS 304L	STS 316L	Packing	BRAIDED PTFE FIBER
Yoke Slleve	GCD 45 OR HBSC 2				Gasket	NON-ASBESTOS OR PTFE SHEET
Packing Grand	SSC 13				Name Plate	ALP
Gland Ring	STS 304	STS 316	STS 304L	STS 316L	Face To Face	KS B2306
Bonnet Bolt	STS 304				Flange Dimension	KS B1511
Bonnet Nut	STS 304				Basic Design	KS B2361
Gland Bolt	STS 304				TEST	KS B2304
Grand Nut	STS 304					

Screw Bonnet



○ PARTS OF MATERIAL

Description	Material	Specs.
Body	Stainless Steel	SCS 13, 14/CF8, 8M
Bonnet	Stainless Steel	SCS 13, 14/CF8, 8M
Stem	Stainless Steel	304/316
Disc	Stainless Steel	304/316
Gland	Stainless Steel	304/316
Lock Nut	Stainless Steel	304/316
Gland Packing	PTFE Impregnated asbestos	
Packing Nut	Stainless Steel	CF8 or 304
Hand Wheel		FCD 40
Gasket		PTFE
Name Plate	Aluminum	

○ DIMENSION

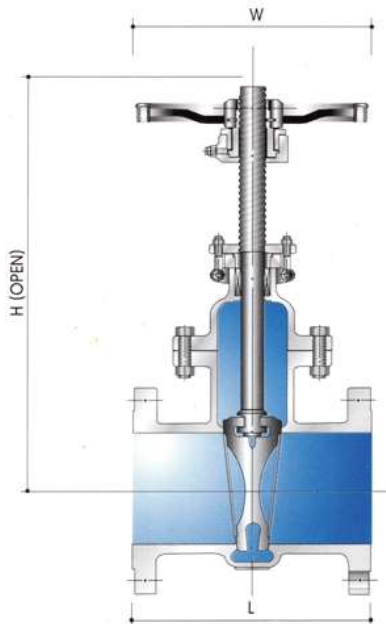
SIZE	15	20	25	32	40	50	단위(mm)
L	87	96	114	129	136	158	
H	120	130	145	155	180	190	
W	80	80	100	125	140	140	

SW SERIES GLOBE VALVE



Gate 600 LB

○ PARTS OF MATERIAL



PARTS NAME	MATERIAL
BODY	SCS13.14/CF8.8M
BONNET	SCS13.14/CF8.8M
STEM	STS304/316
DISC	SCS13.14/CF8.8M
GLAND	304.316
GLAND FLANGE	SCS13.14/CF8.8M
GLAND PACKING	TEFLON/GRAPHITE
GASKET	TEFLON/GRAPHITE
YOKE SLSLEEVE	BRONZE.FCD
YOKE	SCS13.14/CF8.8M
HANDWHEEL	FCD
GLAND BOLT/NUT	STS304
BONNET BOLT/NUT	STS304
GRASE NIPPLE	BC6
NAME PLATE	AL

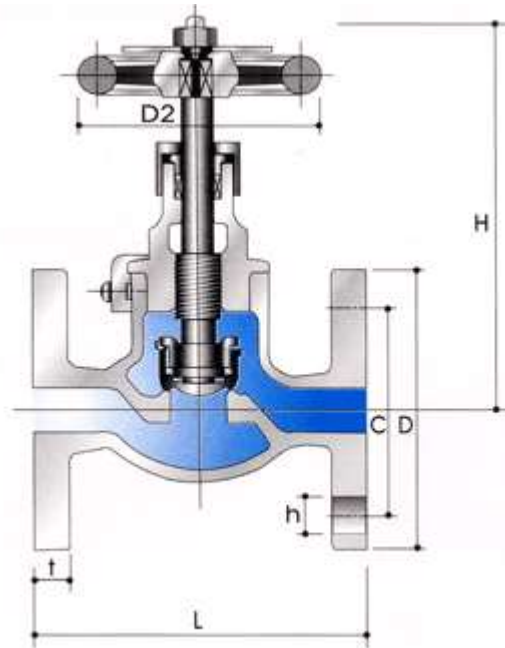
○ DIMENSION

Class 600

(Weigh on Request)

SIZE	mm	15	20	25	40	50	65	80	100	125	150	200	250	300	350	400	450	500	600
	inch	1/2	3/4	1	1 1/2	2	2 1/2	3	4	5	6	8	10	12	14	16	18	20	24
L	mm	165	190	216	241	292	330	356	432	508	559	660	787	838	889	991	1092	1194	1397
	inch	6 1/2	7 1/2	8 1/2	9 1/2	11 1/2	13	14	17	20	22	26	31	33	35	39	43	47	55
H (Open)	mm	225	238	347	373	419	457	511	635	756	958	1078	1241	1440	1628	1805	1984	2030	2718
	inch	9.18	9.71	14.16	15.22	16.50	17.99	20.12	25.00	29.76	37.72	42.44	48.86	56.69	60.09	71.06	78.11	79.92	107.00
W	mm	120	120	180	180	200	224	250	355	400	450	500	630	710	800	900	1092	1092	1296
	inch	4.72	4.72	7.09	7.09	7.87	8.82	9.84	13.98	15.75	17.72	19.68	24.80	27.95	31.50	35.43	42.99	42.99	51.02

Globe Valve (JIS F7303)



○ DIMENSION

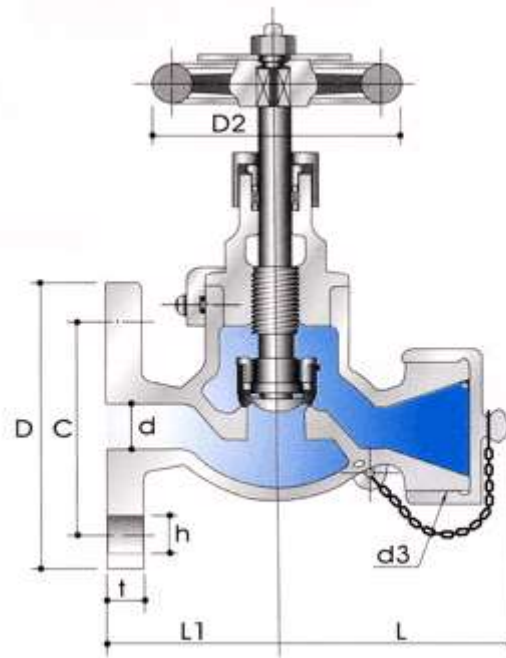
단위(mm)

SIZE	L	D	C	h	t	H	D2
15	110	95	70	15	12	130	80
20	120	100	75	15	14	140	100
25	130	125	90	19	14	160	125
32	160	135	100	19	16	170	125
40	180	140	105	19	16	190	140

SW SERIES HOSE GLOBE VALVE (JIS F7334)



Hose Globe Valve (JIS F7334)



○ DIMENSION

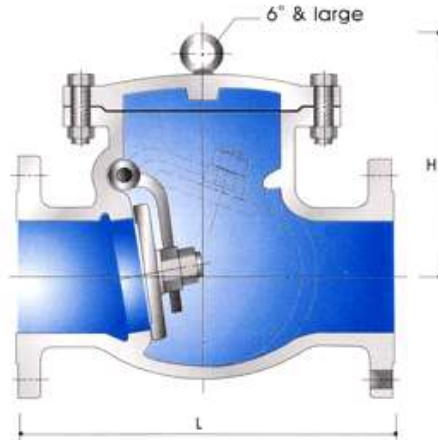
단위(mm)

SIZE	D	C	d	h	t	L	L1	d3	D2
15	95	70	15	15	12	73	55	M42×2	80
25	125	90	25	19	14	83	65	M42×2	125
40	140	105	40	19	16	83	90	M42×2	140

SW SERIES SWING CHECK VALVE



B, B



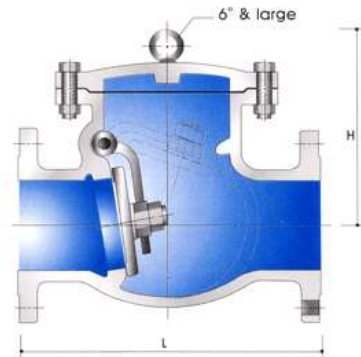
PARTS OF MATERIAL

Parts Name	VALVE MATERIAL (ANSI)				Parts Name	VALVE MATERIAL (KS)			
	A351 Gr CF8	A351 Gr CF8M	A351 Gr CF3	A351 Gr CF3M		SSC 13	SSC 14	SSC 19	SSC 16
Body	A351 Gr CF8	A351 Gr CF8M	A351 Gr CF3	A351 Gr CF3M	y	SSC 13	SSC 14	SSC 19	SSC 16
Cover	A351 Gr CF8	A351 Gr CF8M	A351 Gr CF3	A351 Gr CF3M	Cover	SSC 13	SSC 14	SSC 19	SSC 16
Disc	A351 Gr CF8	A351 Gr CF8M	A351 Gr CF3	A351 Gr CF3M	Disc	SSC 13	SSC 14	SSC 19	SSC 16
Arm	A351 Gr CF8	A351 Gr CF8M	A351 Gr CF3	A351 Gr CF3M	Arm	SSC 13	SSC 14	SSC 19	SSC 16
Disc Nut	A276 Type 304				Disc Nut	STS 304			
Washer	A276 Type 304				Washer	STS 304			
Hinge Pin	A276 Type 304	A276 Type 316	A276 Type 304L	A276 Type 316L	Hinge Pin	STS 304	STS 316	STS 304L	STS 316L
Bonnet Bolt	A194 Gr B8				Bonnet Bolt	STS 304			
Bonnet Nut	A194 Gr B8				Bonnet Nut	STS 304			
Plug	A276 Type 304	A276 Gr316			Plug	STS 304	STS 316	STS 304L	STS 316L
Gasket	NON-ASBESTOS OR PTFE SHEET				Gasket	NON-ASBESTOS OR PTFE SHEET			
Eye Bolt	A182 304				Eye Bolt	STS 304			
Face to Face	ANSI B 16.10				Face to Face	KS B2306			
Flange Dimension	ANSI B 16.5				Flange Dimension	KS B1511			
Basic	API 600, ANSI B16.34				Basic	KS B2361			
Test	API 598				Test	KS B2304			

SW SERIES SWING CHECK VALVE



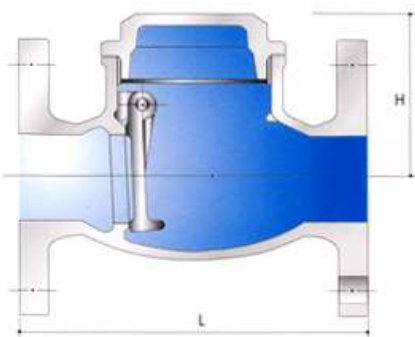
B, B



PARTS OF MATERIAL

Parts Name	VALVE MATERIAL (ANSI)				Parts Name	VALVE MATERIAL (KS)			
Body	A351 Gr CF8	A351 Gr CF8M	A351 Gr CF3	A351 Gr CF3M	y	SSC 13	SSC 14	SSC 19	SSC 16
Cover	A351 Gr CF8	A351 Gr CF8M	A351 Gr CF3	A351 Gr CF3M	Cover	SSC 13	SSC 14	SSC 19	SSC 16
Disc	A351 Gr CF8	A351 Gr CF8M	A351 Gr CF3	A351 Gr CF3M	Disc	SSC 13	SSC 14	SSC 19	SSC 16
Arm	A351 Gr CF8	A351 Gr CF8M	A351 Gr CF3	A351 Gr CF3M	Arm	SSC 13	SSC 14	SSC 19	SSC 16
Disc Nut	A276 Type 304				Disc Nut	STS 304			
Washer	A276 Type 304				Washer	STS 304			
Hinge Pin	A276 Type 304	A276 Type 316	A276 Type 304L	A276 Type 316L	Hinge Pin	STS 304	STS 316	STS 304L	STS 316L
Bonnet Bolt	A194 Gr B8				Bonnet Bolt	STS 304			
Bonnet Nut	A194 Gr B8				Bonnet Nut	STS 304			
Plug	A276 Type 304	A276 Gr316			Plug	STS 304	STS 316	STS 304L	STS 316L
Gasket	NON-ASBESTOS OR PTFE SHEET				Gasket	NON-ASBESTOS OR PTFE SHEET			
Eye Bolt	A182 304				Eye Bolt	STS 304			
Face to Face	ANSI B 16.10				Face to Face	KS B2306			
Flange Dimension	ANSI B 16.5				Flange Dimension	KS B1511			
Basic	API 600, ANSI B16.34				Basic	KS B2361			
Test	API 598				Test	KS B2304			

Screw Bonnet



PARTS OF MATERIAL

DESCRIPTION	MATERIAL
BODY	SCS13,14
CAP	SCS13,14
DISC	SCS13,14
HINGE PIN	304 / 316
GASKET	Teflon

DIMENSION

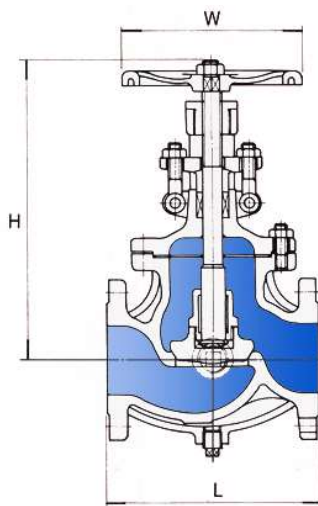
SIZE	15	20	25	32	40	50	65	80
L	85	95	112	136	148	181	205	241
H	50	60	60	75	80	85	115	130

단위(mm)

SW SERIES JACKET GLOBE VALVE



Jacket Globe Valve



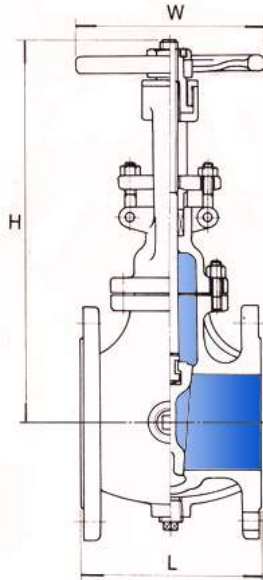
PARTS OF MATERIAL

Parts Name	VALVE MATERIAL (ANSI)				Parts Name	VALVE MATERIAL (KS)			
Body	A351 Gr CF8	A351 Gr CF8M	A351 Gr CF3	A351 Gr CF3M	Body	SSC 13	SSC 14	SSC 19	SSC 16
Bonnet	A351 Gr CF8	A351 Gr CF8M	A351 Gr CF3	A351 Gr CF3M	Bonnet	SSC 13	SSC 14	SSC 19	SSC 16
Disc	A351 Gr CF8	A351 Gr CF8M	A351 Gr CF3	A351 Gr CF3M	Disc	SSC 13	SSC 14	SSC 19	SSC 16
Stem	A276 Type 304	A276 Type 316	A276 Type 304L	A276 Type 316L	Stem	STS 340	STS 316	STS 304L	STS 316L
Yoke Sleeve	A439 Gr D-2C				Yoke Sleeve	GCD 45 OR HBSC 2			
Packing Grand	A351 Gr CF8				Packing Grand	SSC 13			
Gland Ring	A276 Type 304	A276 Type 316	A276 Type 304L	A276 Type 316L	Gland Ring	STS 304	STS 316	STS 304L	STS 316L
Bonnet Bolt	A194 Gr B8				Bonnet Bolt	STS 304			
Bonnet Nut	A194 Gr 8				Bonnet Nut	STS 304			
Gland Bolt	A276 Type 304				Gland Bolt	STS 304			
Grand Nut	A194 Gr 8				Grand Nut	STS 304			
Gland Pin	A276 Type 304				Gland Pin	STS 304			
Hand Wheel	A126 Gr CLB				Hand Wheel	GC 25			
Wheel Nut	A307 Gr B				Wheel Nut	SM 20C			
Packing	BRAIDED PTFE FIBER				Packing	BRAIDED PTFE FIBER			
Gasket	NON-ASBESTOS OR PTFE SHEET				Gasket	NON-ASBESTOS OR PTFE SHEET			
Name Plate	ALP				Name Plate	ALP			
Face To Face	ANSI B 16.10				Face To Face	KS B2306			
Flange Dimension	ANSI B 16.5				Flange Dimension	KS B1511			
Basic Design	API 600, ANSI 16.34				Basic Design	KS B2361			
TEST	API 598				TEST	KS B2304			

SW SERIES JACKET GATE VALVE



Jacket Globe Valve



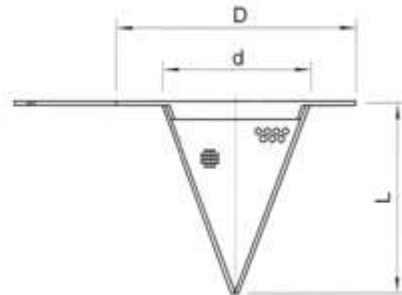
PARTS OF MATERIAL

Parts Name	VALVE MATERIAL (ANSI)				Parts Name	VALVE MATERIAL (KS)			
Body	A351 Gr CF8	A351 Gr CF8M	A351 Gr CF3	A351 Gr CF3M	Body	SSC 13	SSC 14	SSC 19	SSC 16
Bonnet	A351 Gr CF8	A351 Gr CF8M	A351 Gr CF3	A351 Gr CF3M	Bonnet	SSC 13	SSC 14	SSC 19	SSC 16
Disc	A351 Gr CF8	A351 Gr CF8M	A351 Gr CF3	A351 Gr CF3M	Disc	SSC 13	SSC 14	SSC 19	SSC 16
Stem	A276 Type 304	A276 Type 316	A276 Type 304L	A276 Type 316L	Stem	STS 340	STS 316	STS 304L	STS 316L
Yoke Silve	A439 Gr D-2C				Yoke Silve	GCD 45 OR HBSC 2			
Sleeve Grand	A276 Type 304	A276 Type 316	A276 Type 304L	A276 Type 316L	Sleeve Grand	STS 304	STS 316	STS 304L	STS 316L
Packing Grand	A316 Gr CF8				Packing Grand	SSC 13			
Gland Ring	A276 Type 304	A276 Type 316	A276 Type 304L	A276 Type 316L	Gland Ring	STS 304	STS 316	STS 304L	STS 316L
Bonnet Bolt	A193 Gr B8				Bonnet Bolt	STS 304			
Bonnet Nut	A194 Gr 8				Bonnet Nut	STS 304			
Gland Bolt	A276 Type 304				Gland Bolt	STS 304			
Grand Nut	A194 Gr 8				Grand Nut	STS 304			
Gland Pin	A276 Type 304				Gland Pin	STS 304			
Hand Wheel	A126 Gr CLB				Hand Wheel	GC 25			
Wheel Nut	A307 Gr B				Wheel Nut	SM 20C			
Packing	BRAIDED PTFE FIBER				Packing	BRAIDED PTFE FIBER			
Gasket	NON-ASBESTOS OR PTFE SHEET				Gasket	NON-ASBESTOS OR PTFE SHEET			
Yoke	A351 Gr CF8	A351 Gr CF8M	A351 Gr CF3	A351 Gr CF3M	Yoke	SSC 13	SSC 14	SSC 19	SSC 16
Yoke Bolt	A193 GR B8				Yoke Bolt	STS 304			
Yoke Nut	A194 Gr 8				Yoke Nut	STS 304			
Set Screw	A283 Gr C				Set Screw	SB 41			
Grease Nipple	B62				Grease Nipple	MBsBE			
Name Plate	ALP				Name Plate	ALP			
Face To Face	ANSI B 16.10				Face To Face	KS B2306			
Flange Dimension	ANSI B 16.5				Flange Dimension	KS B1511			
Basic Design	API 600, ANSI 16.34				Basic Design	KS B2361			
TEST	API 598				TEST	KS B2304			

SW SERIES TEMPORARY STRAINER



TSW-A

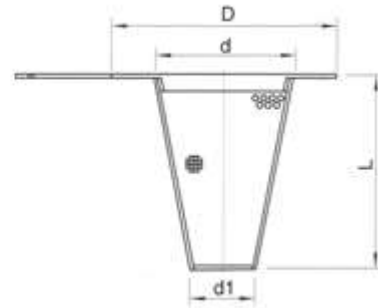


SIZE		L	d	D			
mm	in			JIS 10kg/cm ²	JIS 20kg/cm ²	ANSI 150LB	ANSI 300LB
15A	1/2	25	13	55		45.5	51.5
20A	3/4	30	18	60		55	63.5
25A	1	40	23	71		64.5	70
32A	1 1/4	45	30	81		74	79.5
40A	1 1/2	50	36	86		83.5	92.5
50A	2	60	46	101		101.5	108
65A	2 1/2	70	58	121		120.5	127
80A	3	80	70	131	137	133.5	146.5
100A	4	100	92	156	162	171.5	178
125A	5	120	115	187	200	194	213
150A	6	140	135	217	235	219.5	248
200A	8	190	185	267	280	276.5	305
250A	10	230	230	330	353	337	358.5
300A	12	270	270	375	403	407	419
3050A	14	310	305	420	447	447	482.5
400A	16	350	350	483	507	510.5	536.5
450A	18	410	400	538	572	546	593.5
500A	20	460	450	593	627	603	651

SW SERIES TEMPORARY STRAINER



TSW-B



SIZE		d	d1	L	D			
mm	in				JIS 10kg/cm ²	JIS 20kg/cm ²	ANSI 150LB	ANSI 300LB
15A	1/2	13	10	25	55		45.5	51.5
20A	3/4	18	10	30	60		55	63.5
25A	1	23	10	40	71		64.5	70
32A	1 1/4	30	15	45	81		74	79.5
40A	1 1/2	36	20	50	86		83.5	92.5
50A	2	46	25	60	101		101.5	108
65A	2 1/2	58	30	70	121		120.5	127
80A	3	70	40	80	131	137	133.5	146.5
100A	4	92	55	100	456	162	171.5	178
125A	5	115	70	120	187	200	194	213
150A	6	135	90	140	217	235	219.5	248
200A	8	185	100	190	267	280	276.5	305
250A	10	230	120	230	330	353	337	358.5
300A	12	270	140	270	375	403	407	419
350A	14	305	160	310	420	447	447	482.5
400A	16	350	180	350	483	507	510.5	536.5
450A	18	400	200	410	538	572	546	593.5
500A	20	450	220	460	593	627	603	651

SW SERIES TEMPORARY STRAINER



TSW-C



SIZE		d	d1	T	D			
mm	in				JIS 10kg/cm ²	JIS 20kg/cm ²	ANSI 150LB	ANSI 300LB
15A	1/2	18	30	4	55		45.5	51.5
20A	3/4	24	38	4	60		55	63.5
25A	1	29	45	4	71		64.5	70
32A	1 1/4	36	54	4	81		74	79.5
40A	1 1/2	44	63	4	86		83.5	92.5
50A	2	55	75	6	101		101.5	108
65A	2 1/2	70	90	6	121		120.5	127
80A	3	83	105	6	131	137	133.5	146.5
100A	4	105	130	8	156	162	171.5	178
125A	5	130	158	8	187	200	194	213
150A	8	205	235	10	267	280	276.5	305
250A	10	255	290	10	330	353	337	358.5



H&L GLOBAL GROUP
12F Gongdeok-Building
11 Seachang-ro, Mapo-gu
Seoul 04168, S. KOREA
T. +82-708-7471-007
E. hello@hnl-global.com
www.hnl-global.com